


OCTAGONAL POSTS & BRACKETS (ref. TR)


General conditions of use and safety

GENERAL DESCRIPTION

The OCTAGONAL posts are octagonal in section. The associated OCTAGONAL bracket cannot pivot on the post and its shape enables the gate to be opened 180 degrees without obstacle. In addition, mounting with brackets enable the height of the fixed product to be adjusted. The post is available in Ø 76 mm and Ø 102 mm for embedding and on base plate and Ø 140 mm exclusively for embedding.



TR2130
Bare OCTAGONAL
post Ø 102 mm
L. 2.13 m

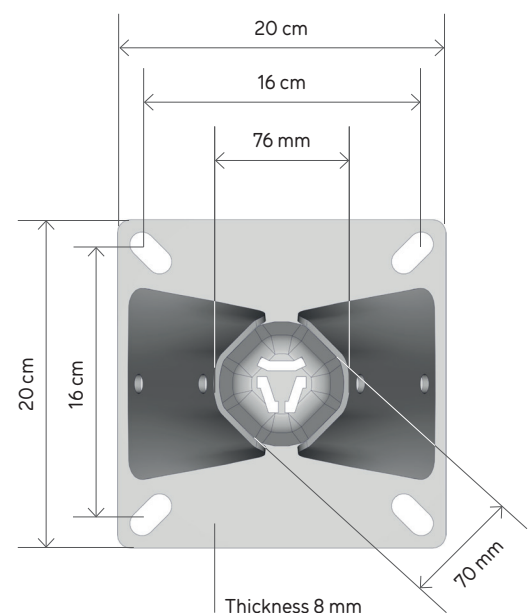
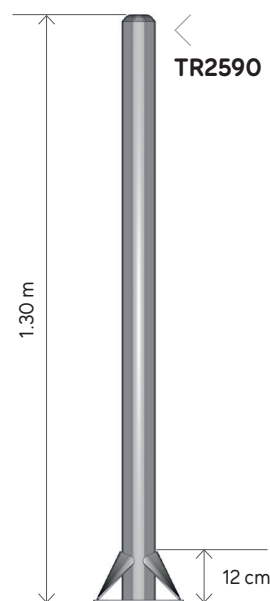
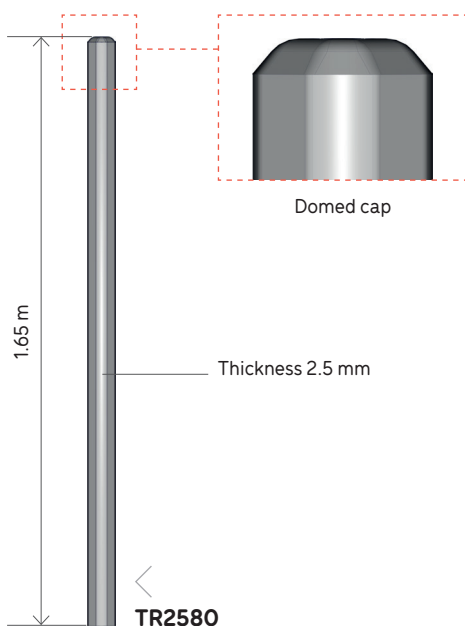


TR1680
Bare OCTAGONAL
embedded post
Ø 102 mm
L. 1.68 m



DESCRIPTION OF BARE POST Ø 76 MM

The embedded bare post Ø 76 mm can be fitted with OCTAGONAL brackets at the desired height to support a gate or a headlock. In the embedded version, the post has a wide base plate with 2 reinforcing gussets and is fixed on a concrete slab. It is recommended for cattle, sheep and goat installations. It is manufactured from a crude steel tube and has a domed cap at the end of the tube and base plate in 8 mm steel for the base plate version. After welding it is hot-dip galvanized. It is available in embedded version of length 1.65 m **ref. TR2580** and base plate version of length 1.30 m **ref. TR2590**.

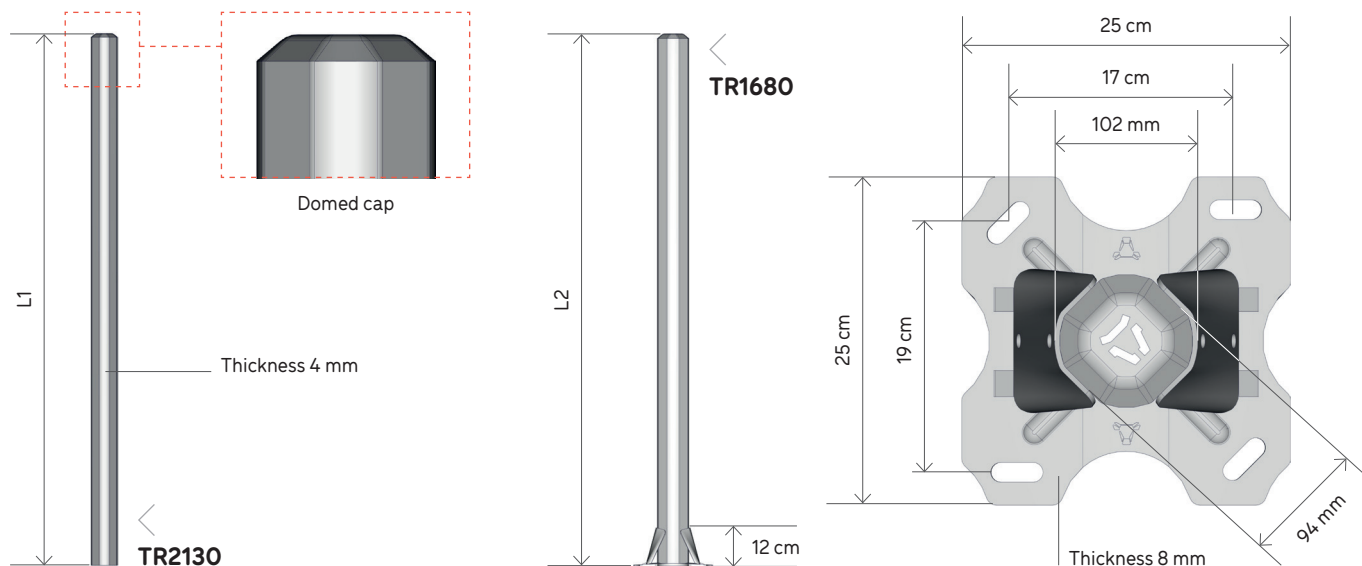


DESCRIPTION OF BARE POST Ø 102 MM

The embedded bare post Ø 76 mm can be fitted with OCTAGONAL brackets at the desired height to support a gate or a headlock. In the embedded version, the post has a wide base plate with 2 reinforcing gussets and is fixed on a concert slab.

It is manufactured from a crude steel tube and has a domed cap at the end of the tube and base plate in 8 mm steel for the base plate version. After welding it is hot-dip galvanized.

There is an embedded version of length (L1) 1.85 m **ref. TR1850**, 2.13 m **ref. TR2130**, 2.43 m **ref. TR2430**, 2.73 m **ref. TR2730** and a base plate version of length (L2) 1.68 m **ref. TR1680** and 2.13 m **ref. TR2139**.



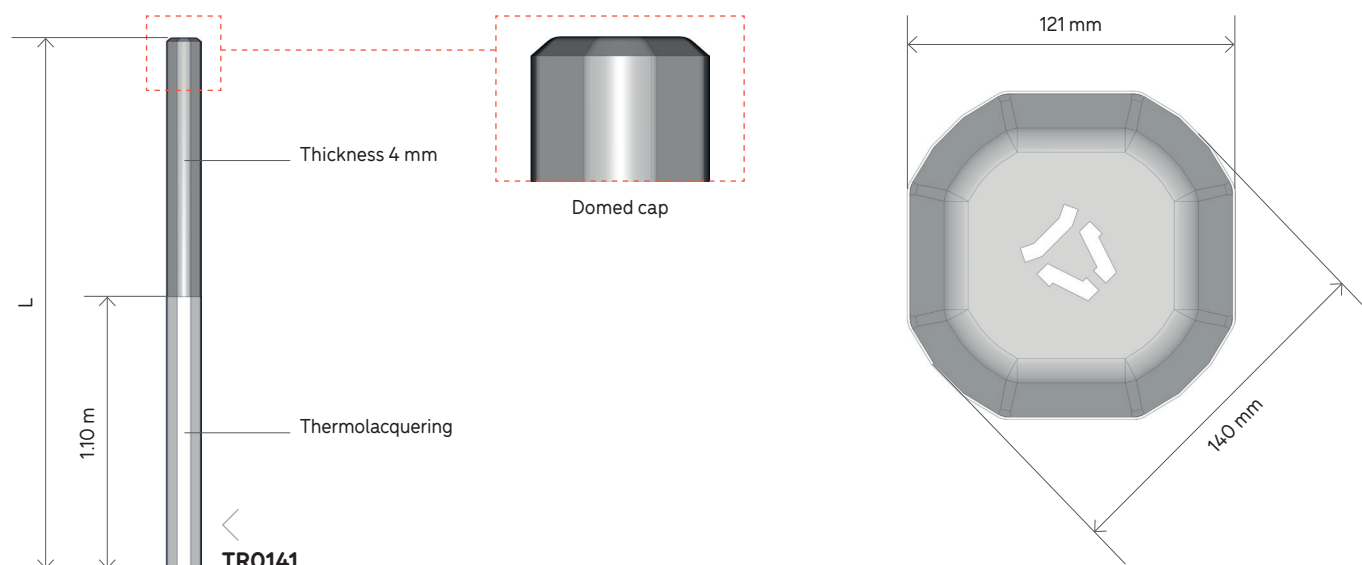
DESCRIPTION OF BARE POST Ø 140 MM

The embedded bare post Ø 140 mm can be fitted with OCTAGONAL brackets at the desired height to support a gate. It is used in fattening buildings.

It is manufactured from a crude steel tube and has a domed cap at the end of the tube.

After welding it is hot-dip galvanized and thermolacquered over a height of 1.10 m.

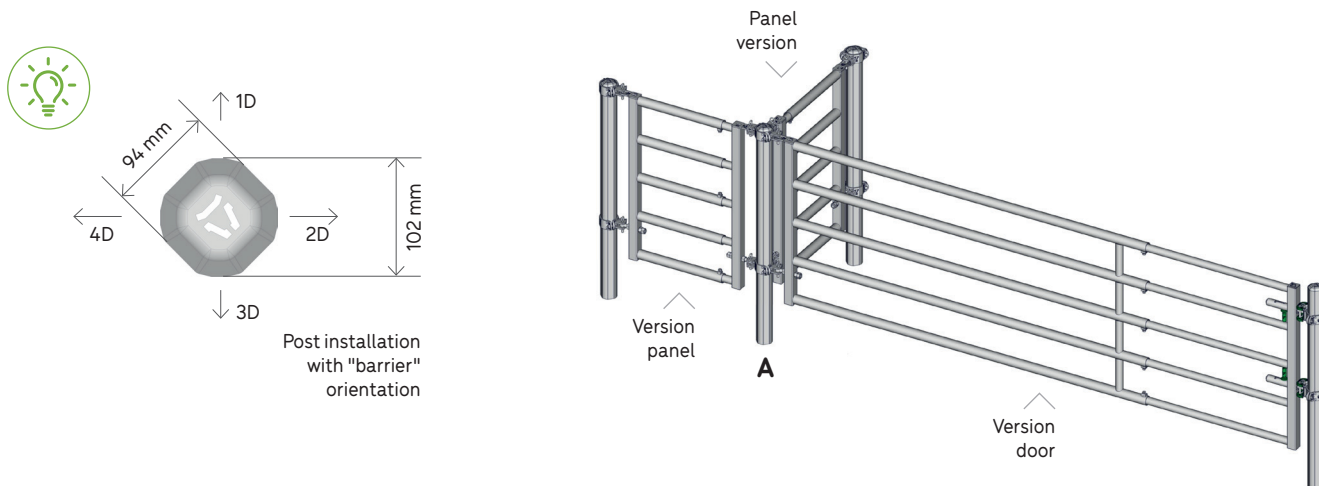
It is available in lengths (L) 2.13 m **ref. TR0141** and 2.43 m **ref. TR0144**.



INSTALLATION Ø 102 MM


The OCTAGONAL post can carry a barrier in the gate version up a length of 4/5 m, as long as it is supported by other barriers in panel version. The brackets on the post hold the posts when the gate is opened.

The posts can be embedded directly in concrete. To limit corrosion, it is recommended to protect non-removable posts, with a layer of bituminous paint **ref. TR0005** or by fitting a heat-shrink sleeve **ref. TR0101**.



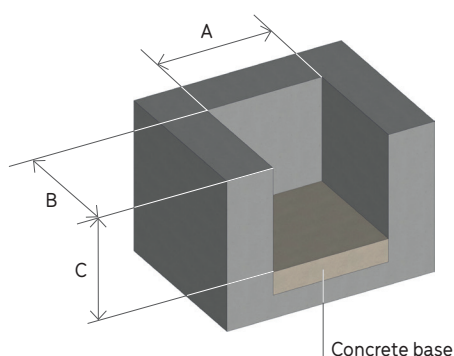
CAUTION

The post **A** bearing the weight of the barrier must have its load shared with other barriers in panel version, for optimal operating and SURLOCK® "slam" locking.



1 Embedding detail

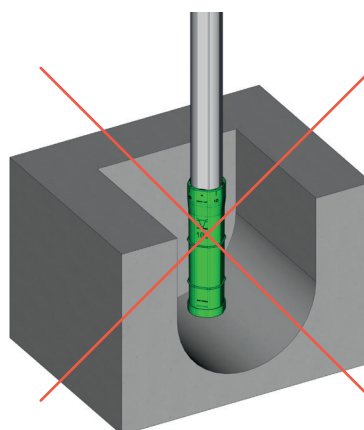
For a post, the ideal foundation is a hole of A x B x C with a flat concrete base.



Dimensions (in cm)	Posts		
	Ø 76	Ø 102	Ø 140
A	30	50	70
B	30	50	70
C	30	45	45

FITTING NOT TO BE USED

The bottom of the hole for a post must not be rounded, to ensure that the post is securely held over time.

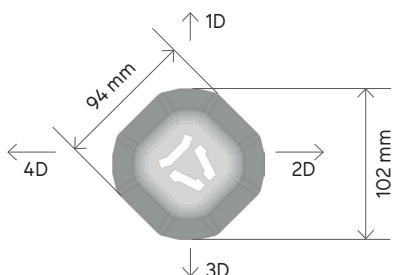


2 Position and orientation of the post

There are 2 types of orientation for posts: the so-called "barrier" orientation and the so-called "freestall" orientation.

CAUTION

Barrier orientation

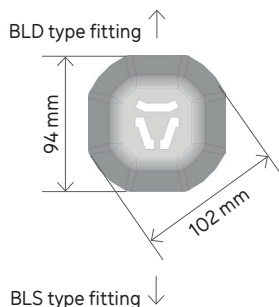


Before embedding, it is recommended to fit the brackets to ensure that the post is properly oriented, and always to embed the ground sleeve with its post.



CAUTION

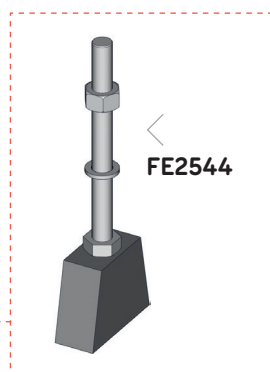
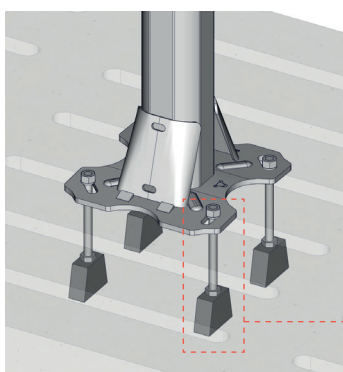
Freestall orientation



Only for fitting freestalls and OCTAGONAL Ø 102 mm posts.



A base plate post can be mounted on slats with the slats fixing of Ø 12 mm **ref. FE2544**.


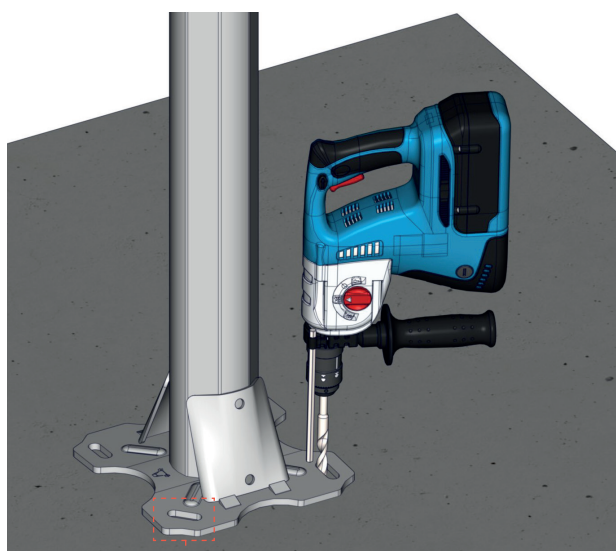


CAUTION

Only for fitting OCTAGONAL posts Ø 102 mm.
To prevent seizing, clean and lubricate the threads before fitting the nut.



It is recommended to use plugs Ø 12 x 100 mm minimum to fix the base plate posts.

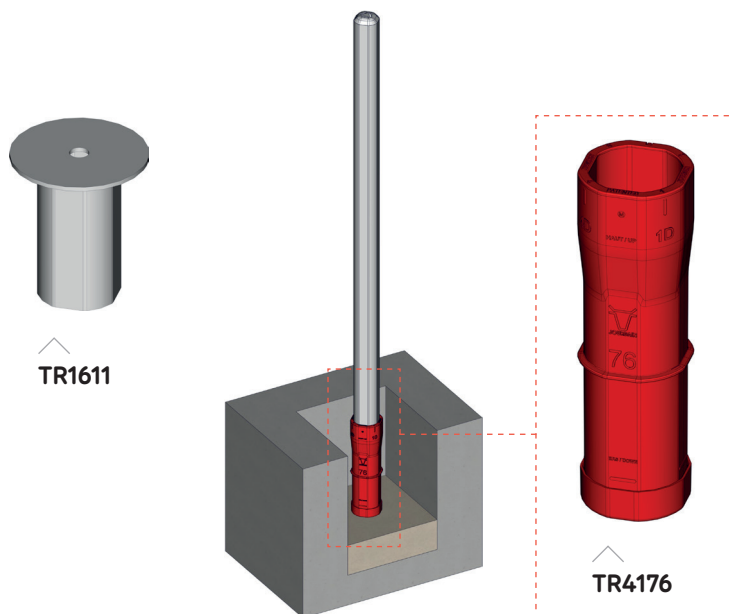


3 Position and orientation of the embedded post Single sleeve

Ø 76 mm

The HDPE sleeve **ref. TR4176** enables the OCTAGONAL post Ø 76 mm to be removed.

When the post has been removed, the sleeve hole can be sealed with a sleeve cover **ref. TR1611**.



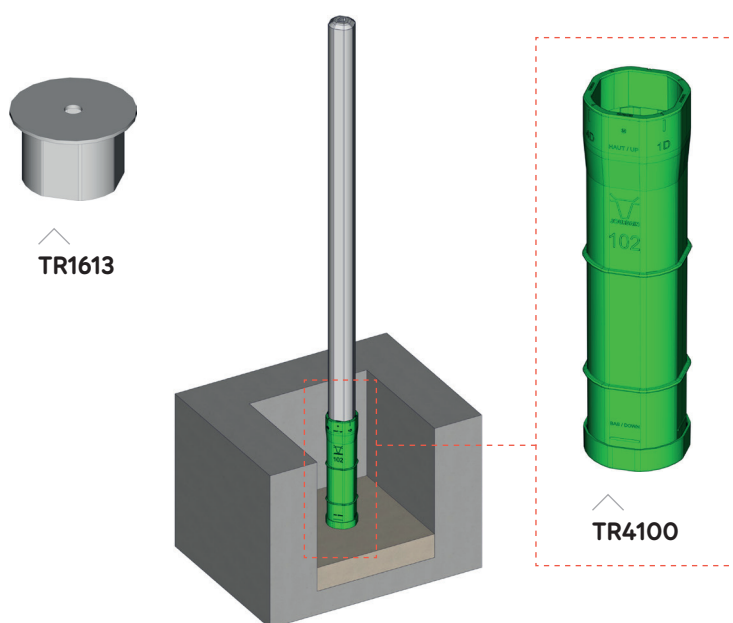
CAUTION

Before embedding, it is recommended to fit the brackets to ensure that the post is properly oriented, and always to embed the ground sleeve with its post.

Ø 102 mm

The HDPE sleeve **ref. TR4100** enables the OCTAGONAL post Ø 102 mm to be removed.

When the post has been removed, the sleeve hole can be sealed with a sleeve cover **ref. TR1613**.



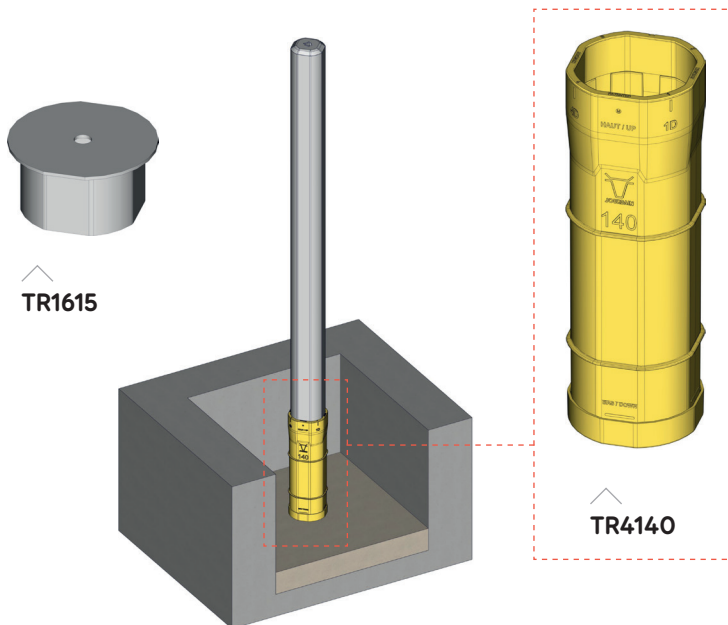
CAUTION

Before embedding, it is recommended to fit the brackets to ensure that the post is properly oriented, and always to embed the ground sleeve with its post.

Ø 140 mm

The HDPE sleeve **ref. TR4140** enables the OCTAGONAL post Ø 140 mm to be removed.

When the post has been removed, the sleeve hole can be sealed with a sleeve cover **ref. TR1615**.



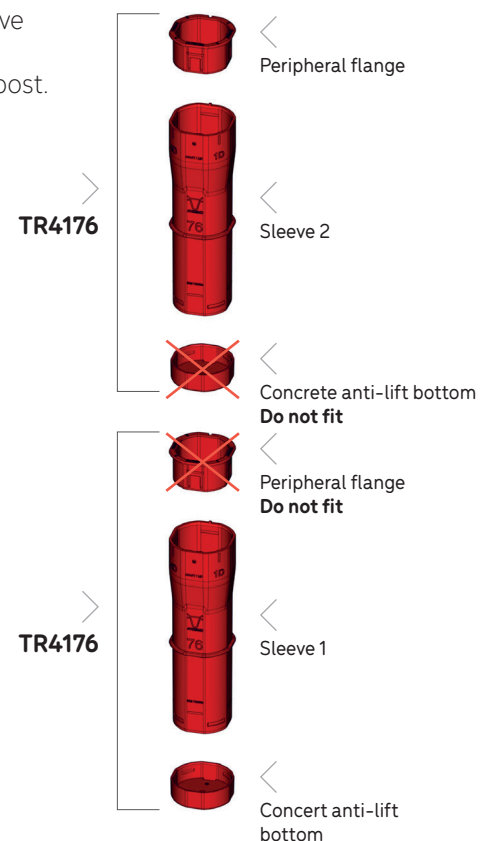
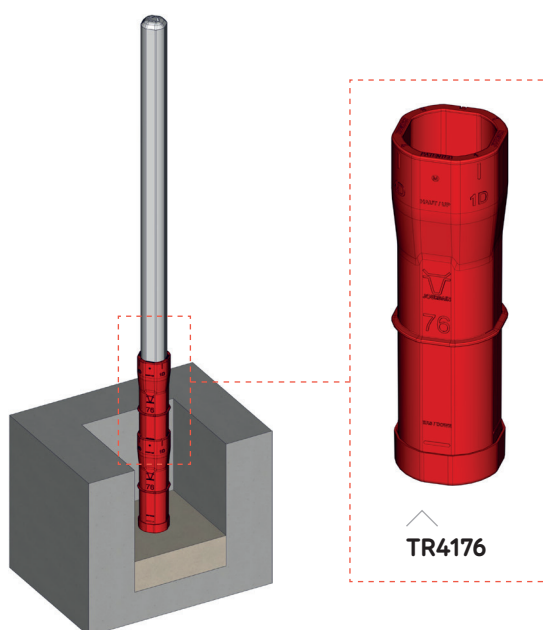
CAUTION

Before embedding, it is recommended to fit the brackets to ensure that the post is properly oriented, and always to embed the ground sleeve with its post.

4 Position and orientation of the embedded post Double sleeve

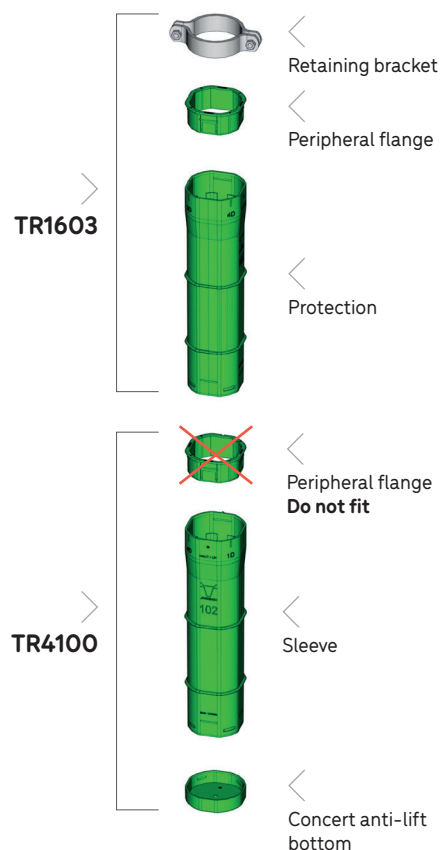
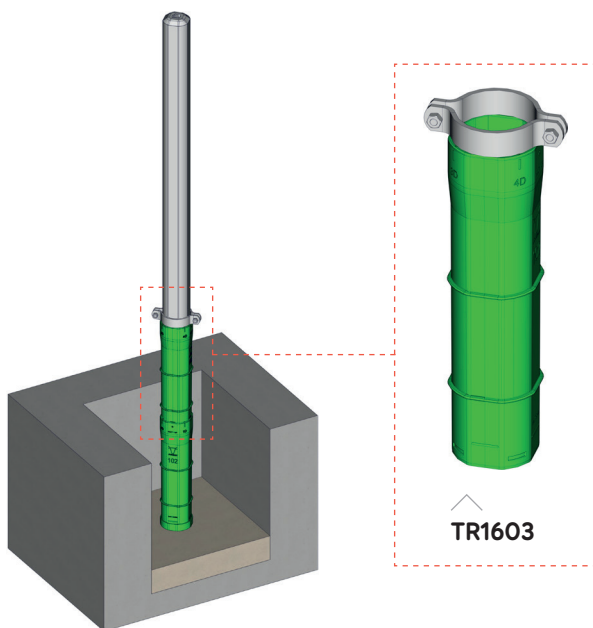
Ø 76 mm

For an OCTAGONAL post of Ø 76 mm, it is recommended to add a second sleeve **ref. TR4176**, above the ground, fitting into the first sleeve which is embedded to prevent the direct contact of corrosive substances, limiting corrosion of the post.



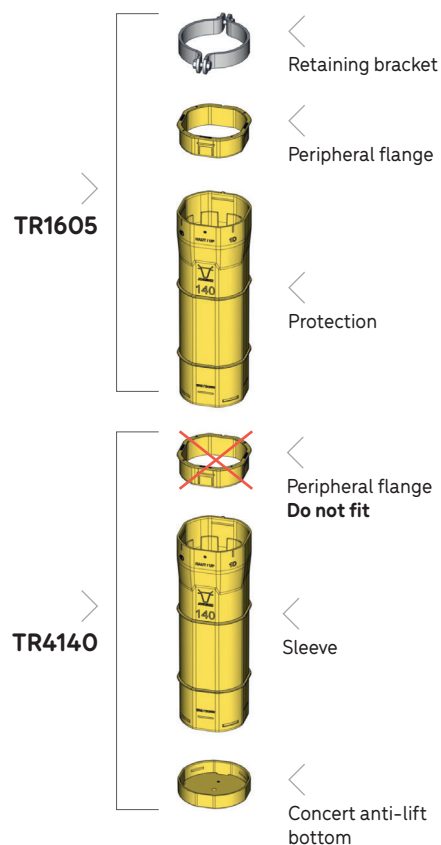
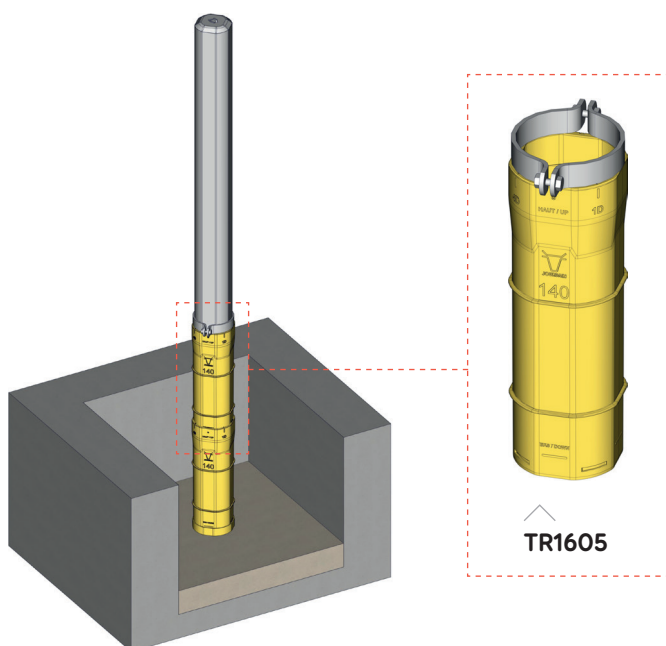
Ø 102 mm

For an OCTAGONAL post Ø 102 mm, it is recommended to add a second sleeve **ref. TR1603**, above the ground, fitting into the first sleeve which is embedded, together with a retaining bracket to prevent the direct contact of corrosive substances, limiting corrosion of the post.



Ø 140 mm

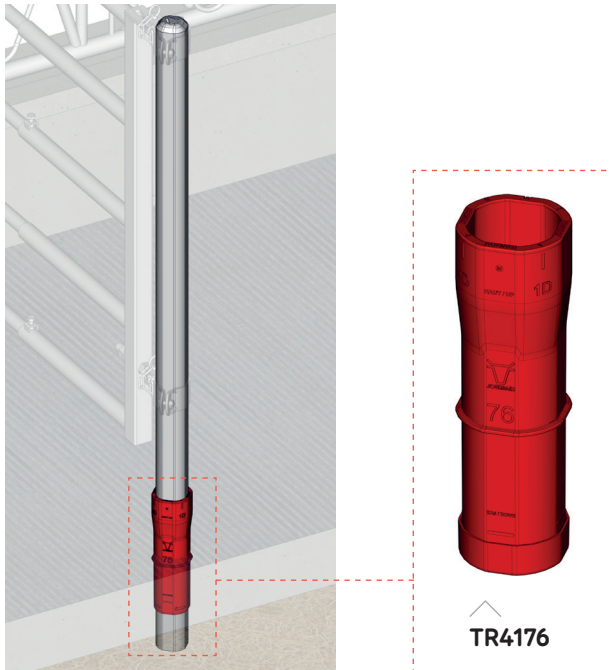
For an OCTAGONAL post of Ø 140 mm, it is recommended to add a second sleeve **ref. TR1605**, above the ground, fitting into the first sleeve which is embedded, together with a retaining bracket to prevent the direct contact of corrosive substances, limiting corrosion of the post.



5 Positioning the sleeve at mid-height

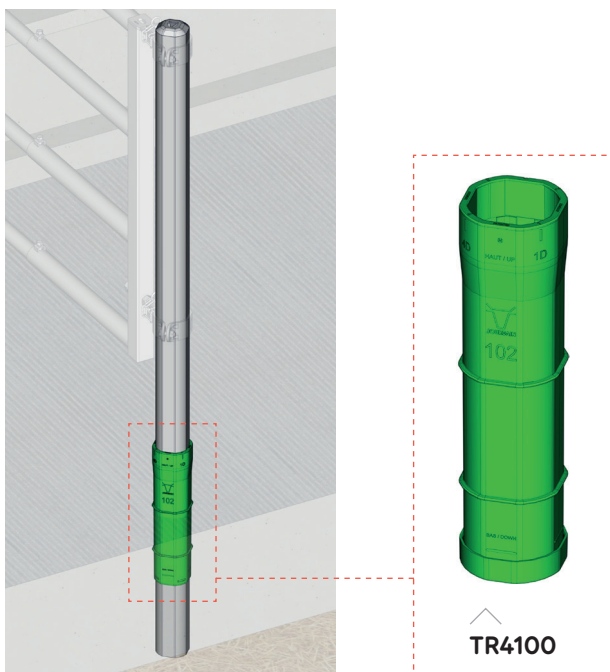
Ø 76 mm

For unremoveable fitting of an OCTAGONAL post Ø 76 mm, a sleeve **ref. TR4176** can be placed at mid-height to limit the contact of aggressive substances on the post. Set the post 10 cm back from the step.



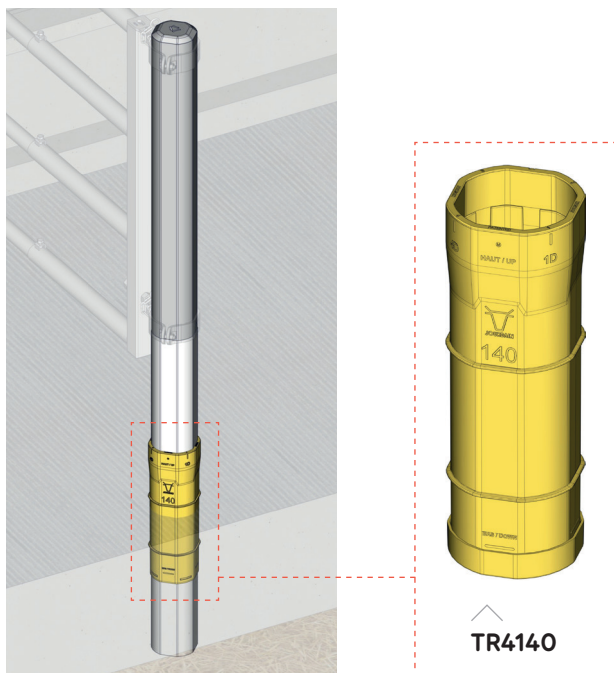
Ø 102 mm

For unremoveable fitting of an OCTAGONAL post Ø 102 mm, at the back of the step, a sleeve **ref. TR4100** can be placed at mid-height to limit the contact of aggressive substances on the post. Set the post 10 cm back from the step.



Ø 140 mm

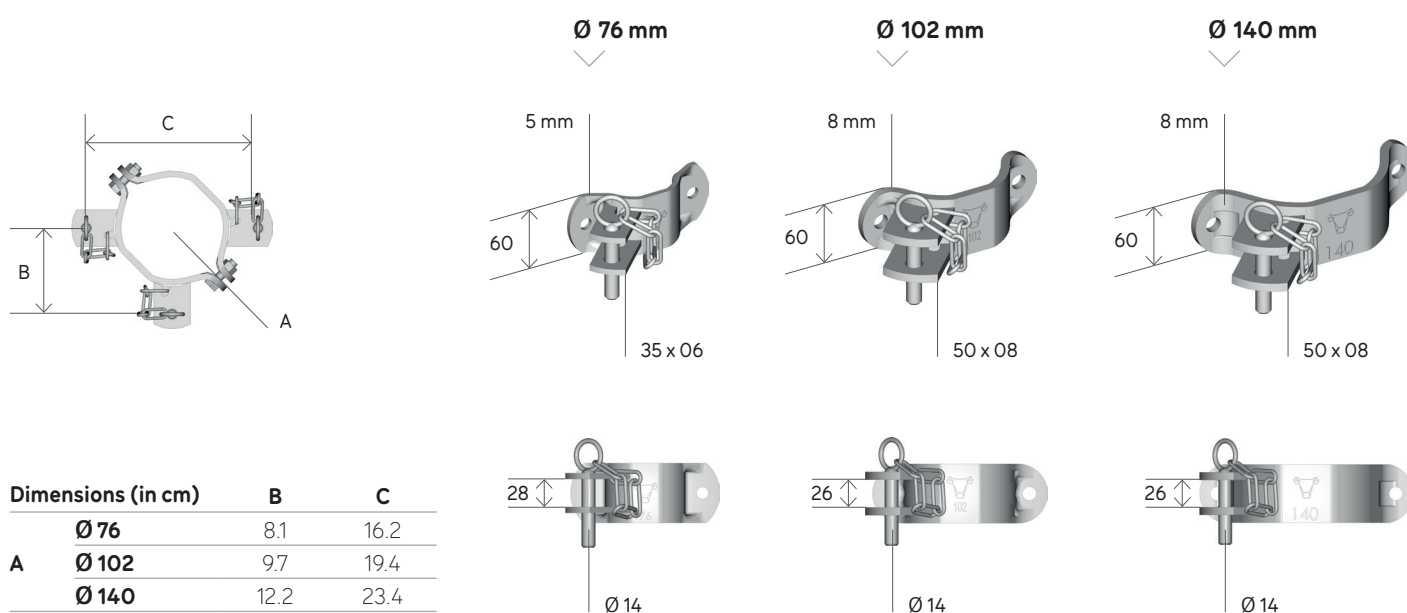
For unremoveable fitting of an OCTAGONAL post Ø 140 mm, at the back of the step, a sleeve **ref. TR4140** can be placed at mid-height to limit the contact of aggressive substances on the post. Set the post 10 cm back from the step.



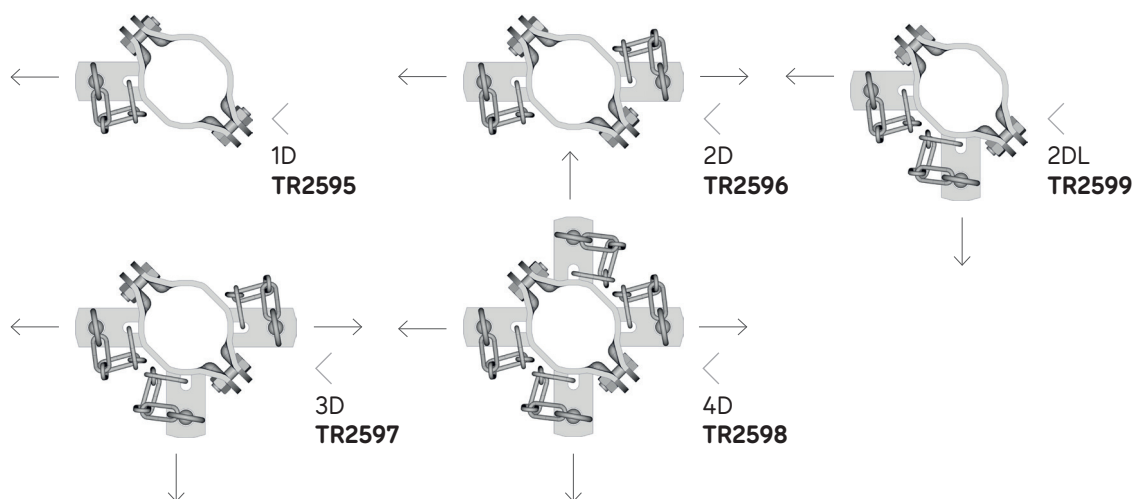
BRACKETS AND FITTINGS FOR THE OCTAGONAL POST

1 Supporting brackets for the OCTAGONAL post

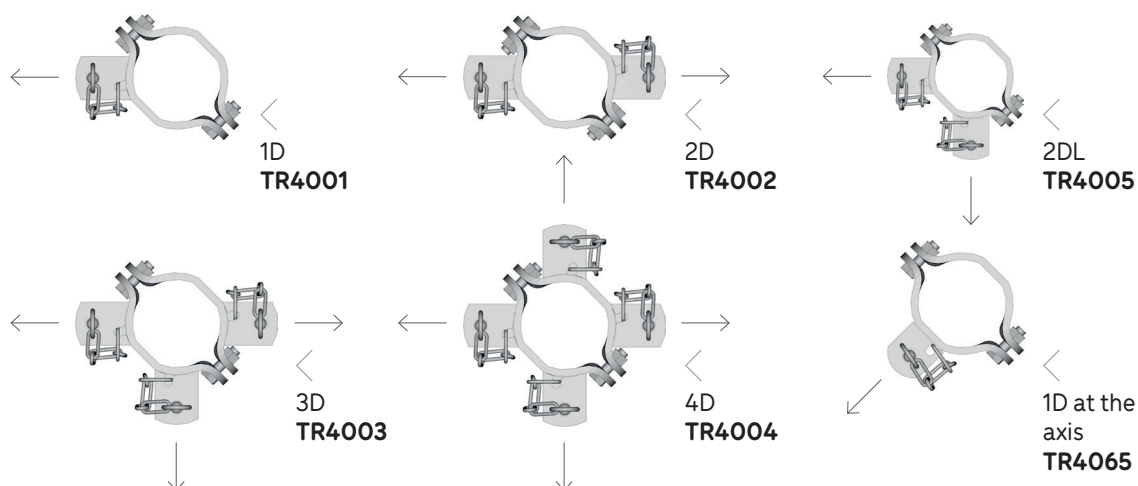
Our OCTAGONAL supporting brackets are octagonal in section. They are manufactured in sheet steel 60 mm wide by 5 mm thick for brackets Ø 76 mm, and 8 mm thick for brackets Ø 102 mm and Ø 140 mm. They have reinforcement stiffeners at the clamping tabs. The clamping bolts are 12 mm in diameter.



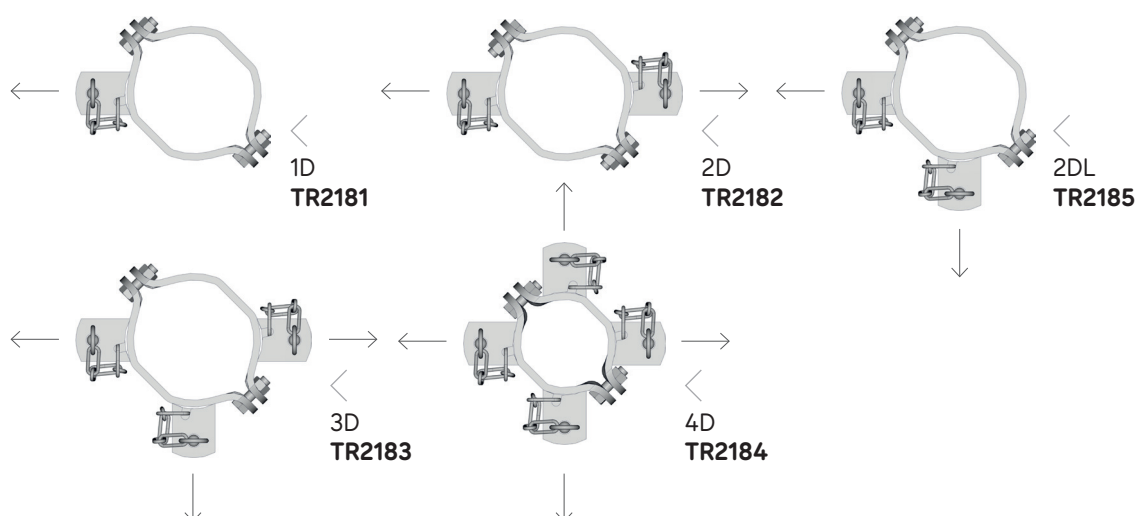
The supporting bracket \varnothing 76 mm is available in 1D version **ref. TR2595**, 2D **ref. TR2596**, 2DL **ref. TR2599**, 3D **ref. TR2597** and 4D **ref. TR2598**.



The supporting bracket \varnothing 102 mm is available in 1D version **ref. TR4001**, 2D **ref. TR4002**, 2DL **ref. TR4005**, 3D **ref. TR4003**, 4D **ref. TR4004** and 1D at the axis **ref. TR4065**.



The supporting bracket \varnothing 140 mm is available in 1D version **ref. TR2181**, 2D **ref. TR2182**, 2DL **ref. TR2185**, 3D **ref. TR2183** and 4D **ref. TR2184**.

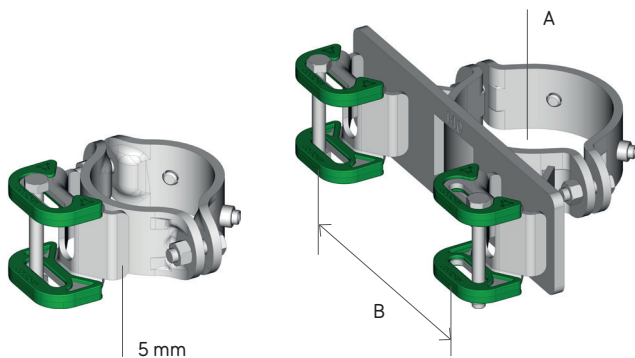


The brackets enable the height to be set as desired and thereby to make a supporting post with various barriers and various heights.

2 Fittings for OCTAGONAL POST

Our fitting are round so they can be freely positioned around the post to suit most installations.

They are also manufactured in steel sheet 60 mm wide and 5 mm thick for brackets Ø 76 mm, and 8 mm thick for brackets Ø 102 mm and Ø 140 mm. They have reinforcement stiffeners at the clamping tabs. The clamping bolts are 12 mm in diameter. The SURLOCK® of thickness 5 mm locks the barrier when slammed (patented).



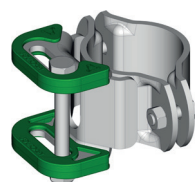
Dimensions (in cm)		B
A	Ø 76	14
	Ø 102	16
	Ø 140	24



The round SURLOCK® single bracket allows the barrier to be locked.

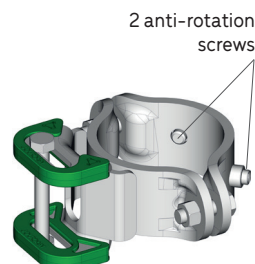
It has a round anti-rotation half-bracket with 2 clamping screw, double clamping, to prevent the bracket from turning only for brackets Ø 102 and 140 mm).

Ø 76 mm



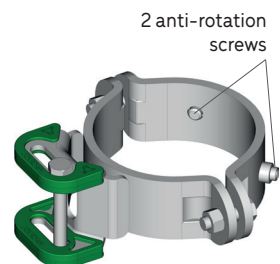
VE3178

Ø 102 mm




FE3153

Ø 140 mm




FE3196

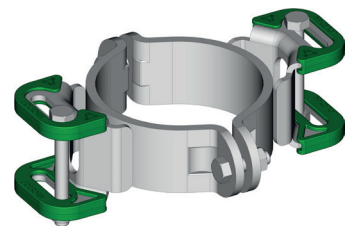
The round face-to-face SURLOCK® enables 2 barriers to be locked on a single post face-to-face.



FE3192



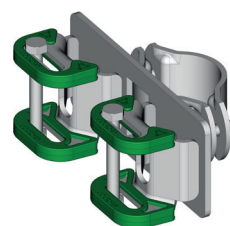
FE3051



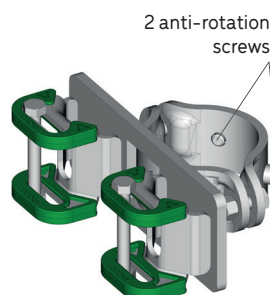
FE3198

The round double SURLOCK® enables 2 barriers to be closed on the same post on the same side.

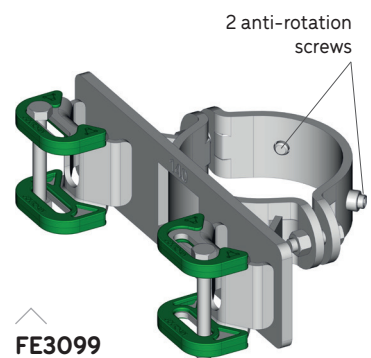
It has a round anti-rotation bracket with 2 clamping screws, double clamping, to prevent the bracket from turning (only for flanges Ø 102 and 140 mm).



FE2146



FE3156

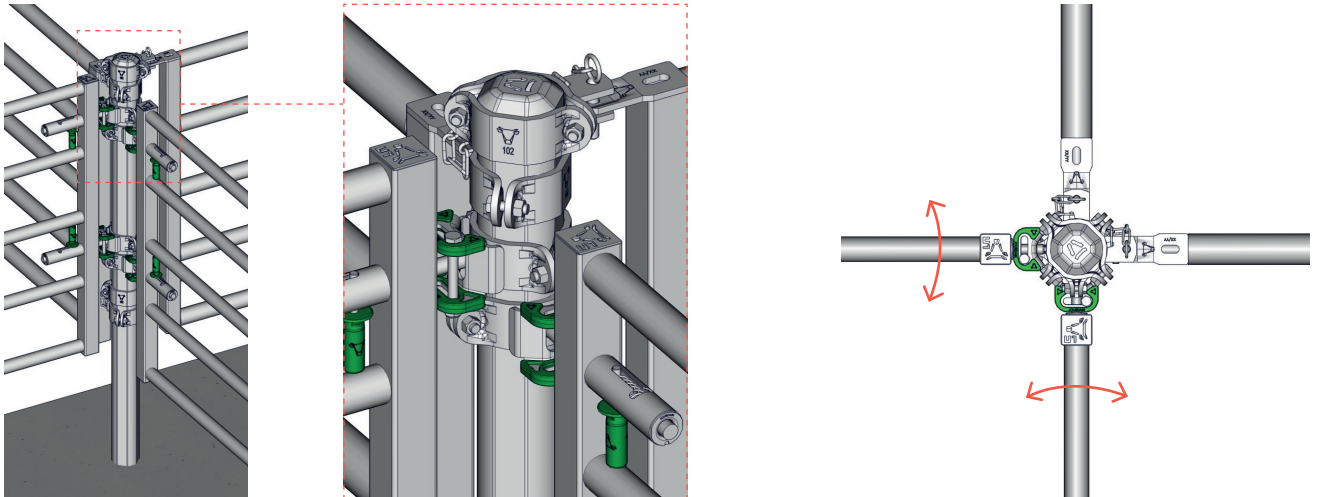


FE3099


RECOMMENDATIONS



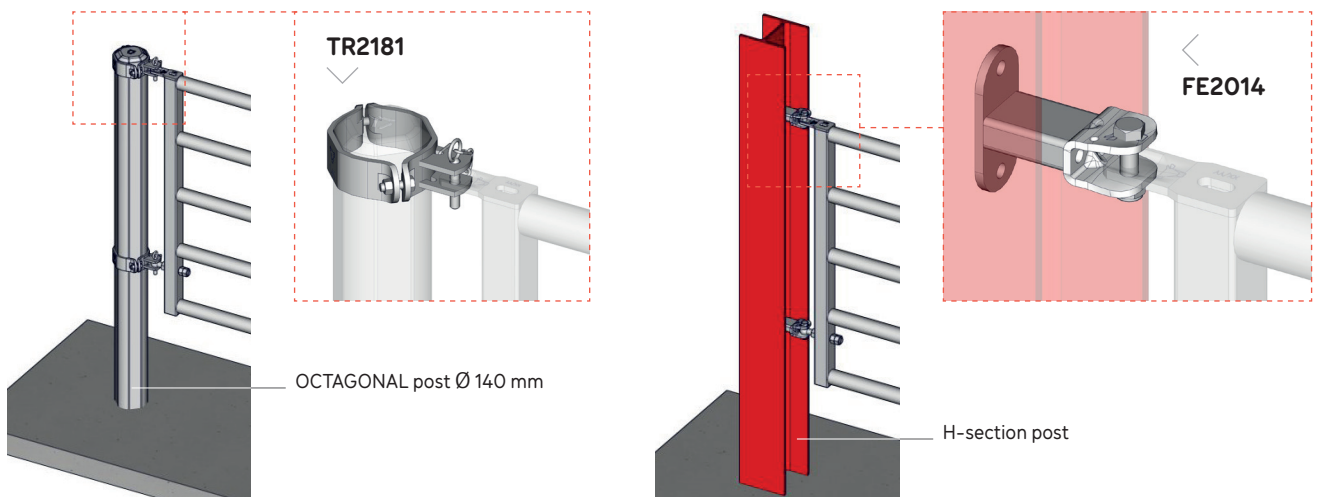
When fitting with brackets, for example 2 barriers can be fitted in L formation on the same post and 2 SURLOCK® in L formation opposite. Remember to fit a lower barrier to create an offset.



When embedding the OCTAGONAL post in freestall orientation and using a 2DL bracket, one barrier can be folded on to another, enabling a functional and space-saving installation.



For a barrier larger than a 4/5 m version, it is recommended to use OCTAGONAL posts Ø 140 mm to support the barrier or to embed an H section post to ensure long term securing.



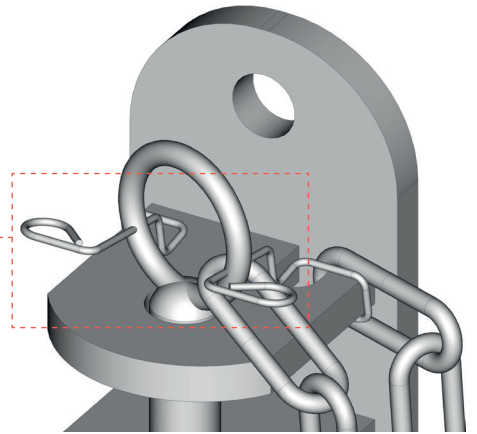


It is recommended to use the wire guard **ref. FE2095** to prevent animals interfering with the pins. Do not fix the chain on a multifix if the chain is delivered with a bolt.

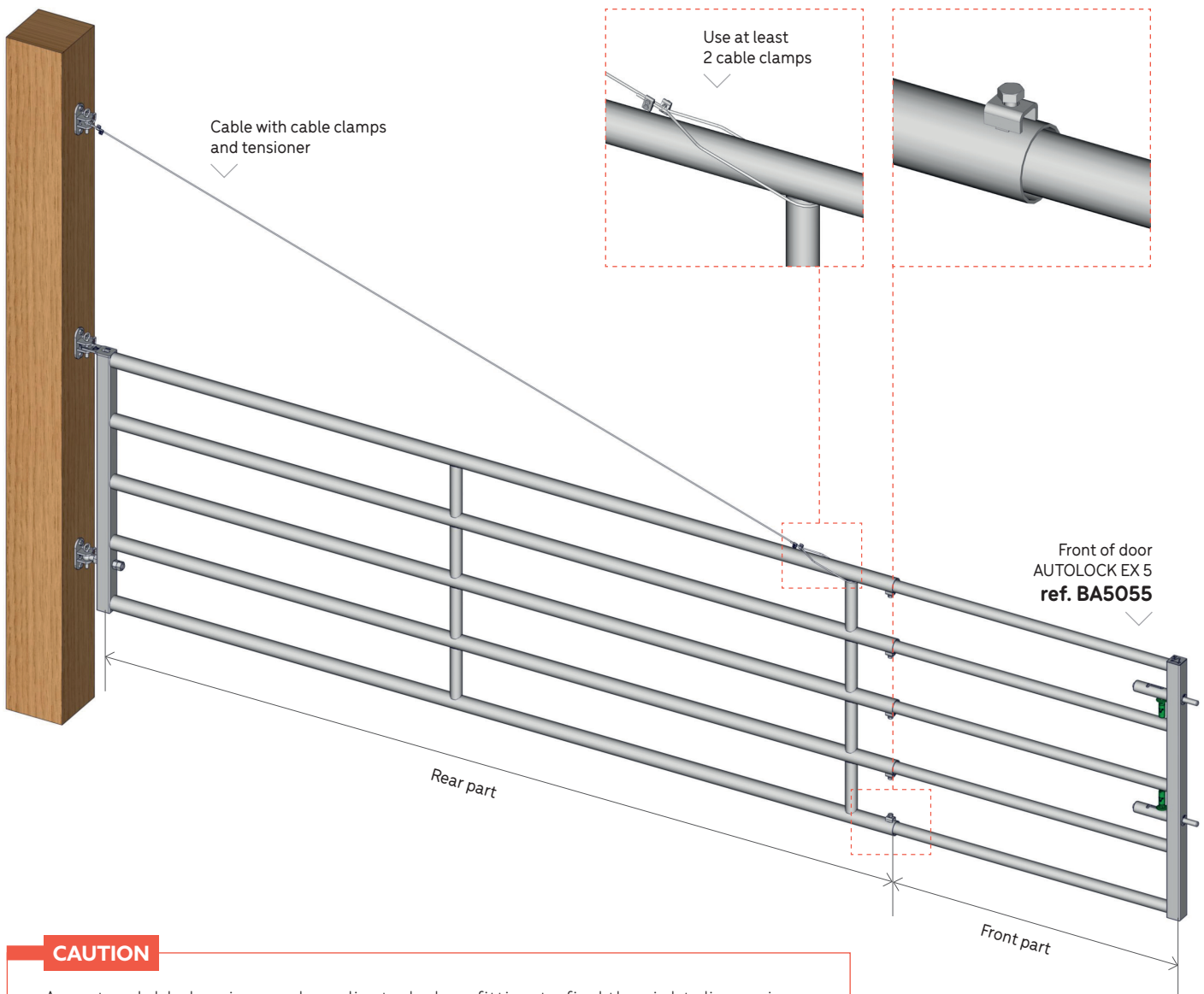
CAUTION

Carefully check that the chains are secure over time.

FE2095



To support an extra long barrier.



CAUTION

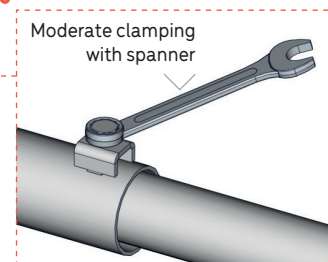
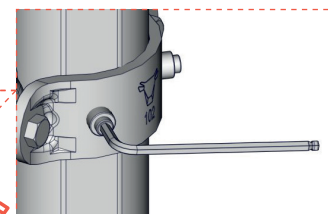
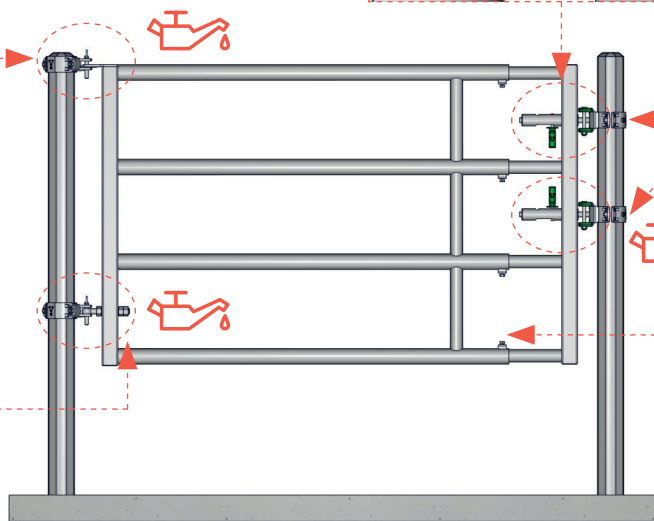
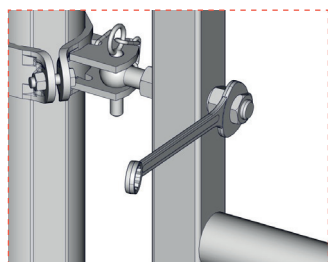
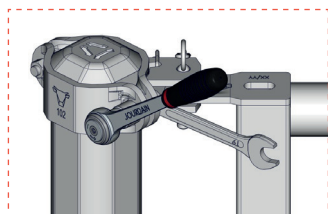
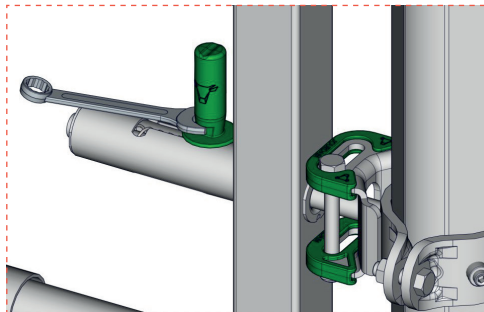
An extendable barrier can be adjusted when fitting to find the right dimension, the front part must then be clamped into the rear part. This is not a barrier that can easily slide and change length.



MAINTENANCE



Remember to regularly lubricate the moving parts, pivot points of the fixing spigot. Clean the SURLOCK® fittings and lubricate them. Check screw tightness.

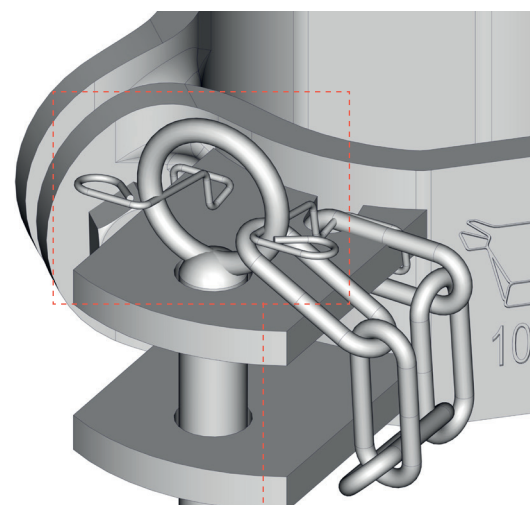


Moderate clamping
with spanner

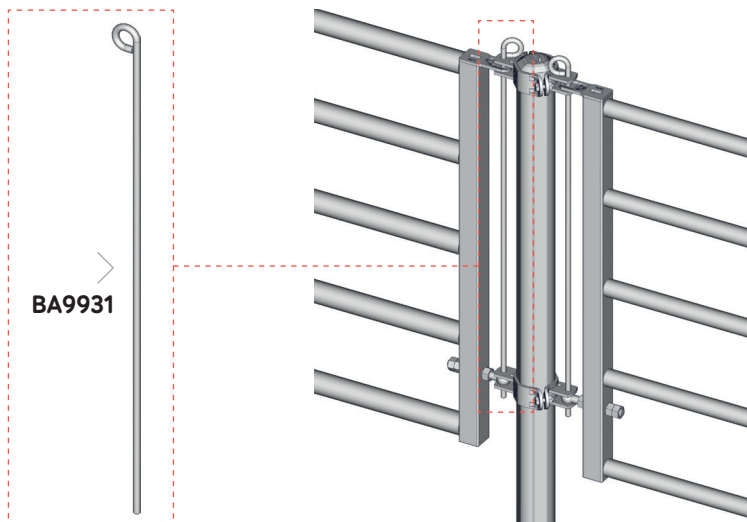
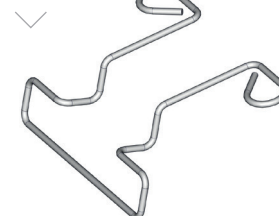
SAFETY

CAUTION

Check the state of the posts to avoid breakage of a worn post (weakened, or severed by corrosion). A post in poor condition carries a risk of a barrier falling, and of enclosures that open to the pushing of animals. High risk for the farmer.



FE2095



BA9931



The anti-passage pin **ref. BA9931** prevents an animal's foot or head from passing between the post and the barrier upright, especially for young animals, small cattle and horses.



Remember to check the barrier fittings, they must remain in place. If the animals interfere with the pins, remember to put them back in place and to fit the wire guard on option **ref. FE2095**.





CAUTION

Animals with collars are a potential source of accidents in the equipment: remember to check the tightening of the collar depending on the animal's morphology.

Use a collar with a safety device. Despite all the care we take in designing our products, with the main objective of the animals' well-being and a maximum safety level, JOURDAIN cannot be held responsible if an accident occurs with an animal.

A knowledge and daily surveillance of the livestock by the farmer remain the safest way of preventing accidents.

CORROSION

Remember to earth equipment for safety and to limit corrosion. It is possible to fit a heat-shrinking sheath **ref. TR0101** or a thermolacquered post to limit corrosion.



CAUTION



Corrosion in the breeding buildings is frequent because of the aggressive agents and the environment, do not omit to brush and paint with an asphalt paint upon the apparition of the first traces.

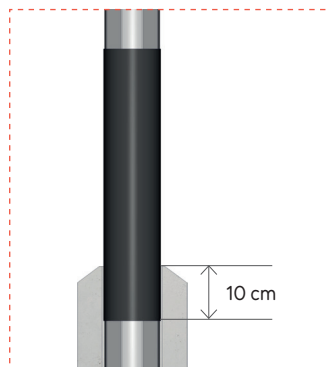


The thermolacquered post has a higher corrosion resistance than a galvanized post. The coating must not be damaged by impacts.

TR0121



Adapt the height of the sleeve at the contact area, 10 cm under the concrete, and leave the embedded metal post in direct contact with the concrete.




A swaged OCTAGONAL post Ø 102 mm **ref. TR2180** is used as replacement for an OCTAGONAL or round post Ø 102 mm embedded in concrete and rusted.

TR0101



TR2180



TECHNICAL LITERATURE

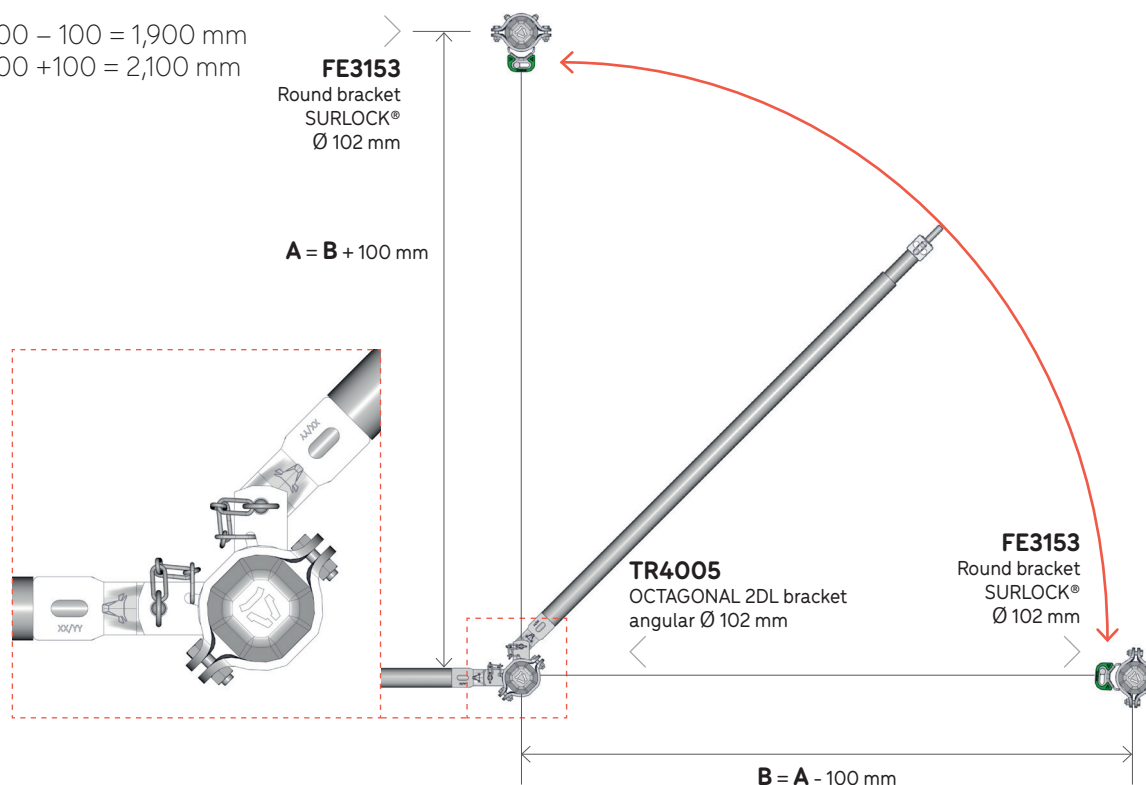
NOTE: The dimensions are given in millimetres (mm) for JOURDAIN 102 mm posts.

Fitting on posts diameter 102 mm with brackets 2DL ref. **TR4005**
and SURLOCK® ref. **FE3153**.

Example:

If $A = 2\text{ m}$, $B = 2,000 - 100 = 1,900\text{ mm}$

If $B = 2\text{ m}$, $A = 2,000 + 100 = 2,100\text{ mm}$

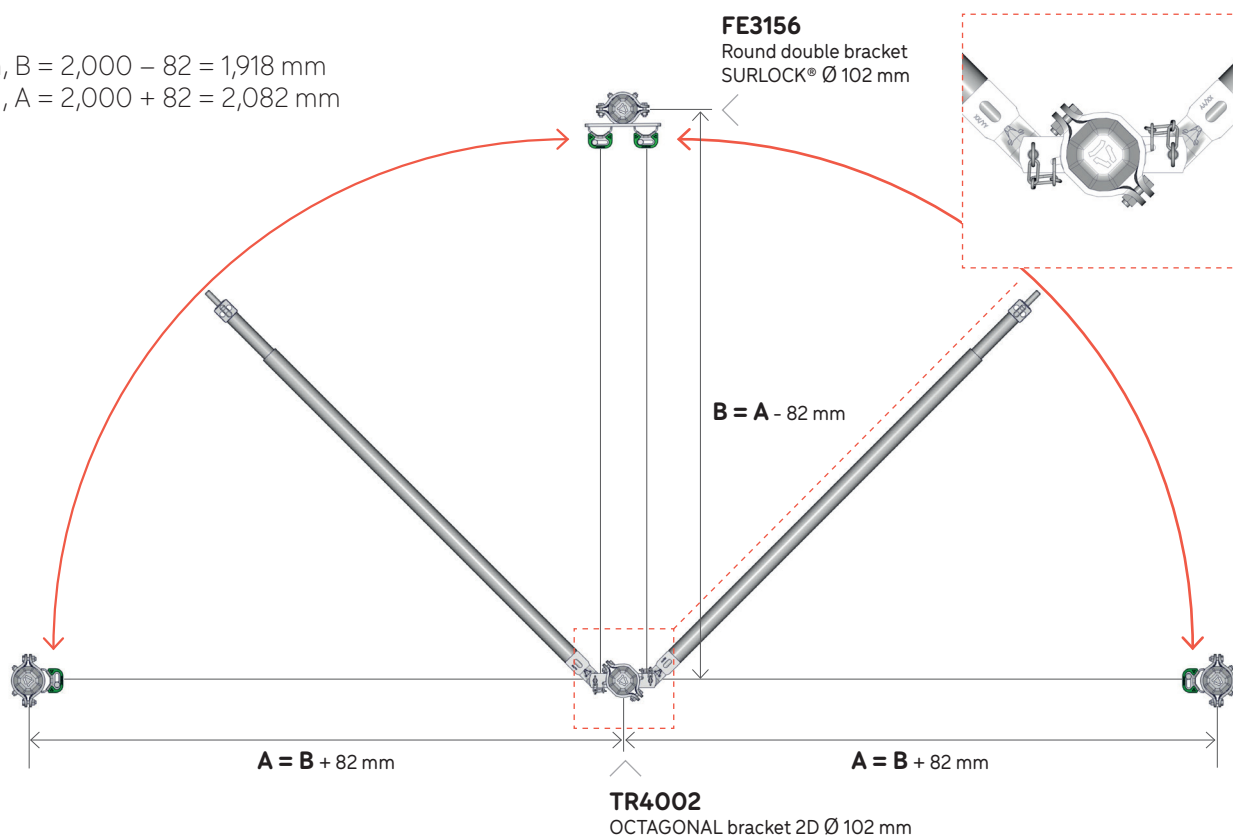


Fitting on post diameter 102 mm with brackets 2D ref. **TR4002**,
SURLOCK® ref. **FE3153** and double SURLOCK® ref. **FE3156**.

Example:

If $A = 2\text{ m}$, $B = 2,000 - 82 = 1,918\text{ mm}$

If $B = 2\text{ m}$, $A = 2,000 + 82 = 2,082\text{ mm}$





The "Made in France" logo is a label that manufacturers or distributors may attach to their products under certain conditions in order to attest to their French origin:

- if a significant part of its value is derived from one or several production phases located in France,
- or if it has undergone its final substantial processing in France (source: www.economie.gouv.fr).

For JOURDAIN, this definition of "Made in France" is not enough, which is why we have created our own logo, certifying a much stronger commitment:

- the French manufacture of our products guarantees total control of design, manufacture, quality control and logistics in house, on our Escrennes site (in the central French department of Loiret).

agencezebra.com
Updated: 06/2025



**Find all
our products**



WWW.JOURDAIN-GROUP.COM